

# UNIVERSITY ADMISSION

## CHAPTER 2

---

University Admission means selection of students by the UGC for registration to undergraduate courses of the Universities and Higher Educational Institutes (HEIs) established under the Universities Act.

This Chapter presents the summary of undergraduate students selected to said Universities & HEIs for the Academic Year 2019/2020 based on the results of the G.C.E (A/L) Examination held in 2019, admitted in 2020.

The G.C.E (A/L) examination in the year 2019 was held under two syllabuses: old syllabus and new syllabus. Accordingly, UGC decided to consider the students who sat for the G.C.E (A/L) examination, 2019 under new syllabus and old syllabus as two distinct populations as directed by the Supreme Court in SC(FR) Application No. 29/2012.

Table 02 - 01

**NUMBER OF CANDIDATES QUALIFYING AND SELECTED TO UNDERGRADUATE COURSES OF THE HIGHER EDUCATIONAL INSTITUTIONS : Academic Years 2016/2017 - 2019/2020**  
(Universities and HEIs established under the Universities Act.)

Year of GCE (A/L)		2016			2017			2018 <sup>(7)</sup>			2019 <sup>(7)</sup>		
Year of Admission		2016/2017			2017/2018			2018/2019			2019/2020		
Subject Stream		No. Qualified <sup>(1)</sup>	No. Admitted <sup>(2)</sup>	Percentage	No. Qualified <sup>(1)</sup>	No. Admitted <sup>(3)</sup>	Percentage	No. Qualified <sup>(1)</sup>	No. Admitted <sup>(4)</sup>	Percentage	No. Qualified <sup>(1)</sup>	No. Admitted <sup>(5)</sup>	Percentage
	Arts	<b>Total</b>	64,218	9,418	14.67	68,534	9,923	14.48	69,173	10,400	15.03	72,659	12,009
<b>Female</b>		49,420	7,742	15.67	52,922	8,196	15.49	54,330	8,699	16.01	57,480	10,147	17.65
Commerce	<b>Total</b>	38,768	5,793	14.94	39,265	6,179	15.74	36,322	6,020	16.57	40,206	7,807	19.42
	<b>Female</b>	23,288	3,740	16.06	23,130	3,938	17.03	21,906	4,016	18.33	24,036	5,199	21.63
Physical Science	<b>Total</b>	18,211	6,023	33.07	17,593	5,787	32.89	18,538	5,707	30.79	20,026	7,874	39.32
	<b>Female</b>	6,409	1,807	28.19	6,231	1,772	28.44	6,686	1,729	25.86	7,491	2,607	34.80
Biological Science	<b>Total</b>	25,876	7,032	27.18	25,185	6,889	27.35	27,422	7,014	25.58	29,054	9,805	33.75
	<b>Female</b>	18,481	4,807	26.01	18,220	4,783	26.25	20,068	4,850	24.17	21,510	6,979	32.45
Other <sup>(6)</sup>	<b>Total</b>	2,020	324	16.04	2,111	370	17.53	2,338	385	16.47	2,452	545	22.23
	<b>Female</b>	1,169	142	12.15	1,215	174	14.32	1,263	169	13.38	1,304	238	18.25
Engineering Technology	<b>Total</b>	6,711	1,215	18.10	6,169	1,309	21.22	8,108	1,361	16.79	10,091	2,095	20.76
	<b>Female</b>	936	183	19.55	864	179	20.72	1,036	205	19.79	1,425	333	23.37
Biosystem Technology	<b>Total</b>	4,713	857	18.18	4,303	958	22.26	6,091	994	16.32	6,718	1,506	22.42
	<b>Female</b>	3,471	685	19.73	3,110	727	23.38	4,355	738	16.95	4,874	1,205	24.72
<b>Total</b>	<b>Total</b>	<b>160,517</b>	<b>30,662</b>	<b>19.10</b>	<b>163,160</b>	<b>31,415</b>	<b>19.25</b>	<b>167,992</b>	<b>31,881</b>	<b>18.98</b>	<b>181,206</b>	<b>41,641</b>	<b>22.98</b>
	<b>Female</b>	<b>103,174</b>	<b>19,106</b>	<b>18.52</b>	<b>105,692</b>	<b>19,769</b>	<b>18.70</b>	<b>109,644</b>	<b>20,406</b>	<b>18.61</b>	<b>118,120</b>	<b>26,708</b>	<b>22.61</b>

**Note :**

- (1) All the candidates who attained the minimum requirements for admission to the universities at the GCE (A/L) Examination.
- (2) Excludes 6 students who admitted under Foreign intake and Teachers intake.
- (3) Excludes 36 students who admitted under Foreign intake and Teachers intake.
- (4) Excludes 21 students who admitted under Foreign intake and Teachers intake.
- (5) Excludes students who admitted under Special intake (excelled in fields other than studies), Foreign intake (28) and Teachers intake while including 510 additionally increased number..
- (6) "Other" refers to odd subject combinations introduced from GCE (A/L) 2011.
- (7) Provisional.

Chart - 01

**COMPOSITION OF STUDENT NUMBER ELIGIBLE TO ENTER AND SELECTED TO HIGHER EDUCATIONAL INSTITUTIONS : Academic Year 2017/18 - 2019/20**  
 (Universities and HEIs established under the Universities Act.)

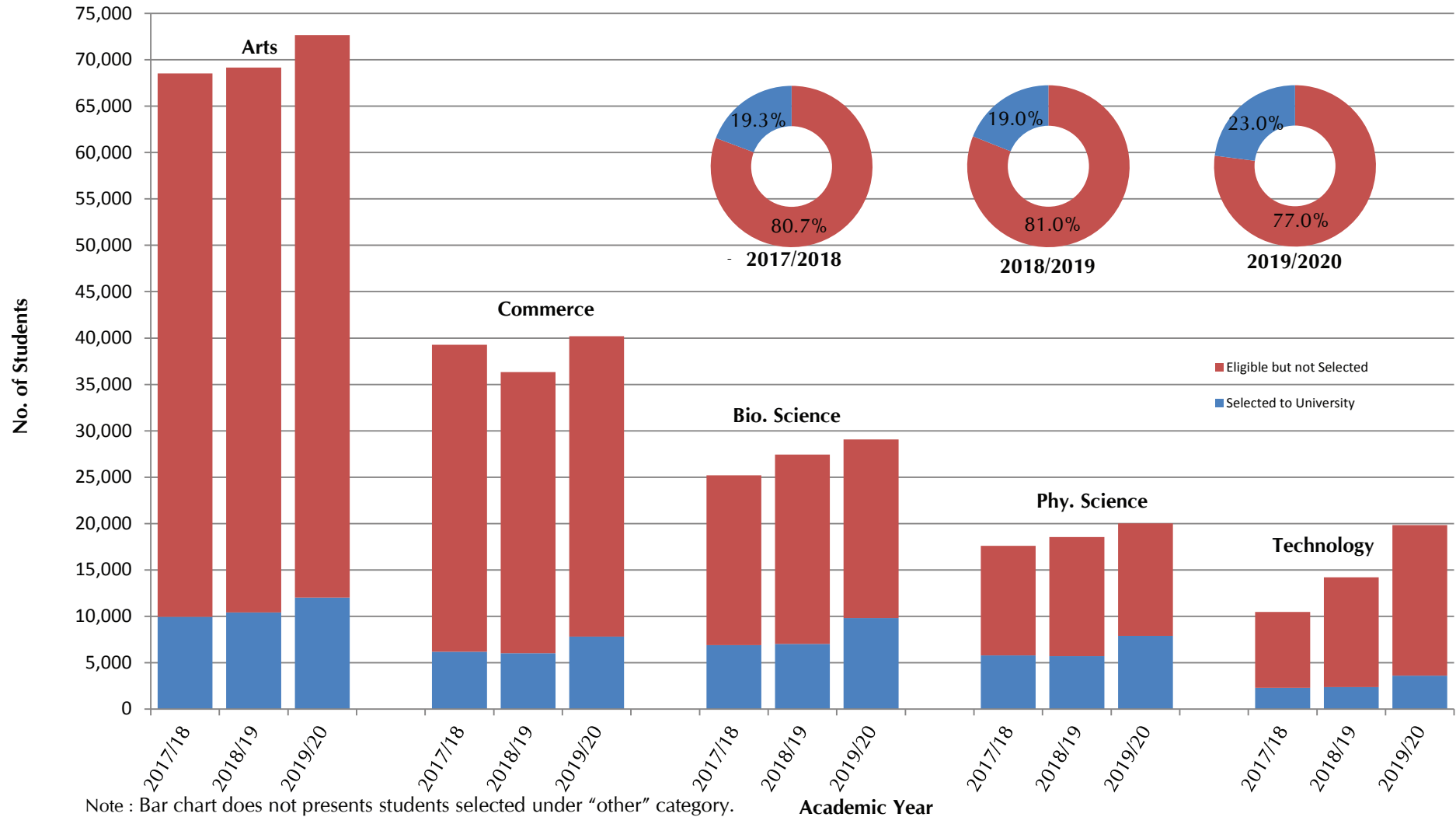


Table 02 - 02

**UNDERGRADUATE ADMISSIONS<sup>(5)</sup> BY ACADEMIC PROGRAMME AND SEX : Academic Year 2019/2020**  
(Universities and HEIs established under the Universities Act.)

Faculty/ Academic Programme	Sex	University/HEI																			
		Colombo <sup>(4)</sup>	Peradeniya	Sri Jayewardenepura	Kelaniya	Moratuwa	Jafna <sup>(4)</sup>	Ruhuna	Eastern <sup>(4)</sup>	South Eastern	Rajarata	Sabaragamuwa	Wayamba	Uva	Visual and Performing Arts	Institute of Indigenous Medicine	Gampaha Wickramarachi Ayurveda Institute	Swami Vipulananda Institute	University of Colombo School of Computing	Additionally Increased Number	Total
Arts	Female	919	978	877	1420		789	688	785	732	508	356			581			324			8957
	Total	1062	1173	1018	1647		944	797	925	892	570	403			757			382			10570
Management	Female	470	116	759	481	84	497	424	281	102	357	360	419	210						100	4660
	Total	713	175	1129	694	147	736	651	395	167	519	497	624	285						150	6882
Commerce	Female			95	220		86		115	101											617
	Total			139	310		136		167	152											904
Law	Female	266	66				88														420
	Total	326	70				97														493
Science	Female	323	311	537	423		364	469	227	199	303	328	125	98						89	3796
	Total	652	633	987	775		723	870	451	391	514	637	270	214						144	7261
Medicine	Female	122	135	111	121	57	110	182	60		139	75	82							77	1271
	Total	222	225	184	195	90	175	255	90		202	99	120							110	1967
Dental Surgery	Female		84																		84
	Total		120																		120
Veterinary Medicine	Female		89																		89
	Total		128																		128
Agriculture	Female		195				145	241	102		125	222	375	375							1780
	Total		289				207	326	133		181	276	509	542							2463

Table 02 - 02

**UNDERGRADUATE ADMISSIONS<sup>(5)</sup> BY ACADEMIC PROGRAMME AND SEX : Academic Year 2019/2020**  
(Universities and HEIs established under the Universities Act)

Faculty/ Academic Programme	Sex	University/HEI																			
		Colombo <sup>(4)</sup>	Peradeniya	Sri Jayewardenepura	Kelaniya	Moratuwa	Jaffna <sup>(4)</sup>	Ruhuna	Eastern <sup>(4)</sup>	South Eastern	Rajarata	Sabaragamuwa	Wayamba	Uva	Visual and Performing Arts	Institute of Indigenous Medicine	Gampaha Wickramarachi Ayurveda Institute	Swami Vipulananda Institute	University of Colombo School of Computing	Additionally Increased Number	Total
Engineering	Female		115	52		216	50	143		20										24	620
	Total		455	170		916	195	520		110										100	2466
Fashion Design/ Transport & Logistic Management	Female					109															109
	Total					164															164
Architecture/Quantity Surveying <sup>(1)</sup>	Female					329															329
	Total					573															573
Computer Science/IT <sup>(2)</sup>	Female		53	39	89	188	109	30	24	129	93	70		106					144	1	1075
	Total		72	77	247	372	228	111	120	167	142	233		195					355	6	2325
Allied Health Sciences <sup>(3)</sup>	Female	119	160	140	78		160	234	41												932
	Total	169	235	182	82		223	302	49												1242
Indigeneous Medicine	Female						89		100							221	135				545
	Total						120		127							294	174				715
Technology	Female	163		185	45		195	120	90	123	136	104	134	149							1444
	Total	330		472	191		485	314	115	214	344	227	364	340							3396
Total	Female	2382	2302	2795	2877	983	2682	2531	1825	1406	1661	1515	1135	938	581	221	135	324	144	291	26728
	Total	3474	3575	4358	4141	2262	4269	4146	2572	2093	2472	2372	1887	1576	757	294	174	382	355	510	41669

**Note:**

- (1) Includes all other courses conducted in the Architecture Faculty such as Design, Town & Country Planning, Landscape Architecture and Facilities Management too.
- (2) Includes the Management & Information Technology, Information Technology, Information & Communication Technology, Information Technology and Management, Computation & Management, Business Information Systems, Information Systems, Computer Science and Technology, etc.
- (3) Includes Nursing, Pharmacy, Medical Laboratories Sciences, Radiography, Physiotherapy and Speech & Hearing Sciences.
- (4) Colombo, Jaffna and Eastern Universities include Sri Palee, Vavuniya and Trincomalee Campuses respectively too.
- (5) Provisional. Excludes Students who admitted under Special intake (excelling in fields other than studies) and Teachers intake.

Chart - 02

**UNDERGRADUATE ADMISSIONS BY ACADEMIC PROGRAMME AND SEX:  
Academic Year 2017/18 -2019/20  
(Universities and HEIs established under the Universities Act.)**

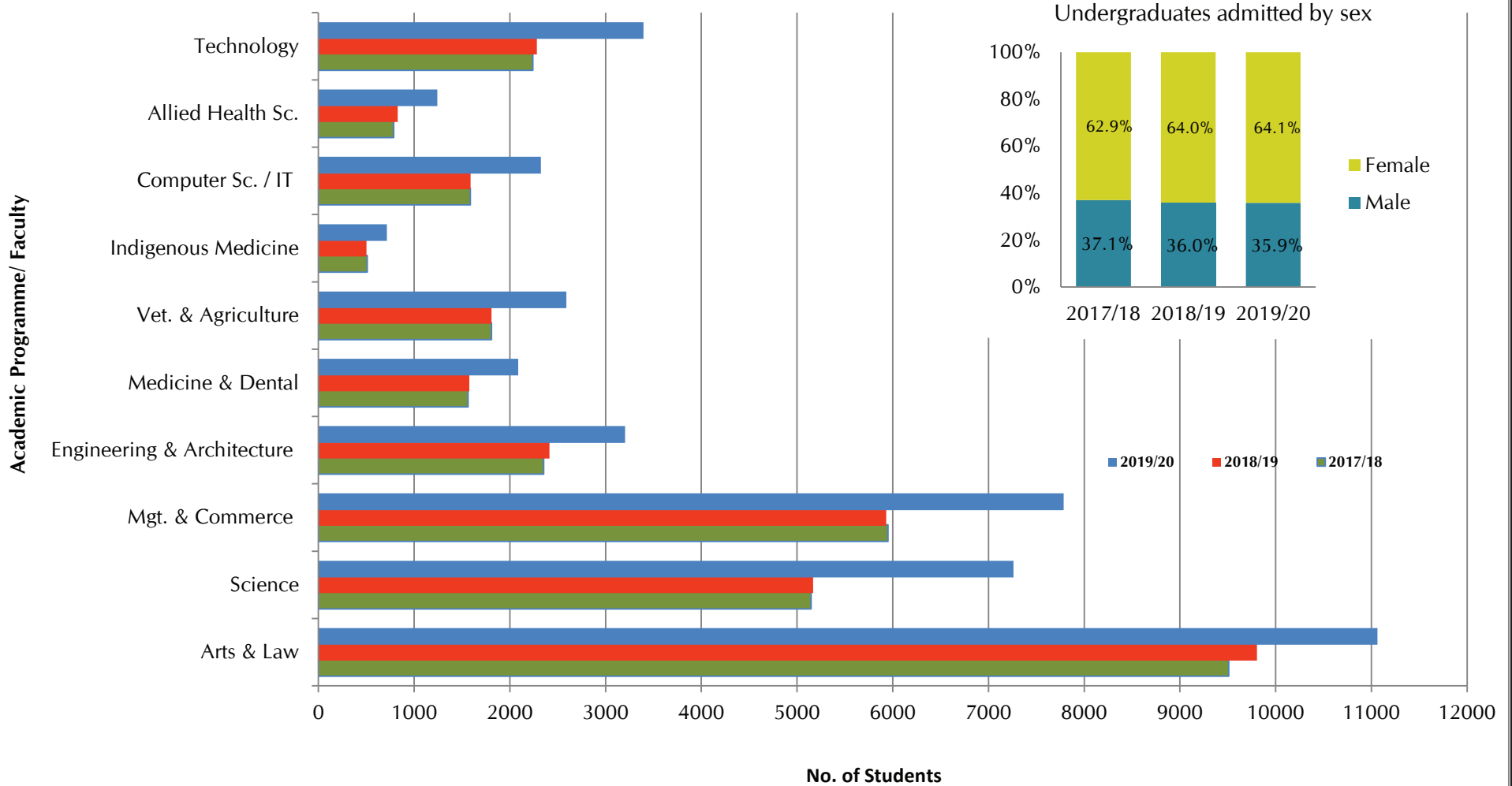


Chart - 03

**UNDERGRADUATE ADMISSIONS BY UNIVERSITY : Academic Year 2017/18 - 2019/20**  
 (Universities and HEIs established under the Universities Act.)

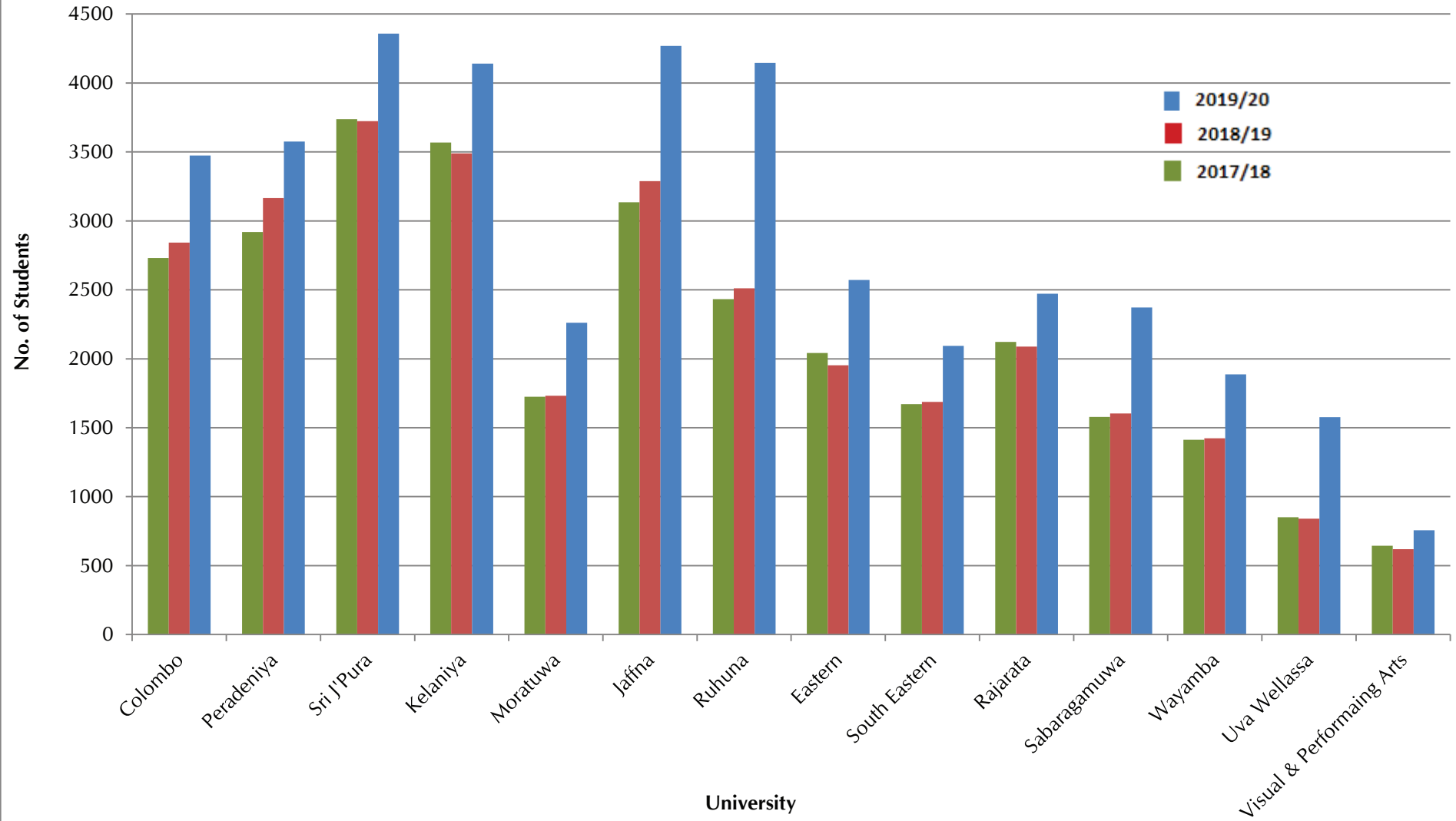


Table 02 - 03

**UNDERGRADUATE ADMISSIONS<sup>(3)</sup> BY DISTRICT : Academic Year 2019/2020**  
(Universities and HEIs established under the Universities Act.)

Academic Programm	District	Colombo	Gampaha	Kalutara	Matale	Kandy	Nuwara Eliya	Galle	Matara	Hambantota	Jaffna	Kilinochi	Mannar	Mullativu	Vavuniya	Trincomalee	Batticaloa	Ampara	Puttalam	Kurunegla	Anuradhapura	Polonnaruwa	Badulla	Monaragala	Kegalle	Rathnapura	Special & Additional Intakes <sup>(1)</sup>	Total		
Agri Business Management	New	2	2	3	1	1	2	1	1	1	1	1	1	1	1	1	1	1	1	2	1	1	1	1	1	1	1	1	1	76
	Old	5	2	3	2	2	1	6	1	1	1	1	1	1	1	1	1	1	1	3	1	1	3	1	1	2				
Agri Resource Mgt. & Technology	New	7	3	3	1	2	2	2	4	1	1	1	1	1	1	1	1	1	1	2	2	1	1	1	1	4	1	179		
	Old	14	10	8	3	8	4	10	13	4	4	1	1	1	1	1	3	3	3	12	9	1	6	2	4	6				
Agricultural Technology & Management	New	8	5	4	1	3	1	6	3	1	3	1	1	1	1	2	2	2	1	4	2	1	1	1	4	2		218		
	Old	12	12	8	3	19	4	7	8	6	3	1	1	1	1	1	2	6	7	15	6	3	9	4	8	10				
Agriculture	New	51	29	12	7	23	13	18	9	4	28	2	1	2	4	5	12	8	11	28	6	6	7	1	12	12	15	872		
	Old	45	45	32	19	46	21	41	24	18	15	3	4	2	1	8	8	17	15	53	21	8	22	14	30	34				
Animal Science	New	4	3	2	1	2	1	3	3	1	2	1	1	1	1	1	1	1	1	1	1	1	1	1	1	1	3	108		
	Old	7	6	5	1	4	3	5	3	3	2	1	1	1	1	1	1	2	1	6	2	1	3	1	2	5				
Animal Science & Fisheries	New	1	1	1	1	3	1	2	1	1	1	1	1	1	1	1	1	1	1	2	1	1	1	1	1	1		71		
	Old	2	5	1	1	3	1	3	1	2	1	1	1	1	1	1	1	1	1	2	2	1	2	2	3	2				
Applied Sciences (Bio.)	New	31	15	7	2	13	2	11	6	2	5	2	1	1	1	2	5	4	5	10	4	2	4	1	6	7	22	457		
	Old	35	21	18	5	38	9	19	22	7	3	1	1	1	1	4	4	7	7	23	9	5	11	6	17	12				
Applied Sciences (Phy.)	New	63	30	21	5	21	9	19	20	7	16	2	1	1	4	7	12	11	10	28	6	3	11	4	9	15	67	855		
	Old	42	47	24	8	30	11	48	35	36	6	2	2	1	3	3	6	8	12	36	18	8	15	9	21	22				
Aquatic Resources Technology	New	1	3	2	1	1	1	3	1	2	1	1	1	1	1	1	1	1	1	3	1	1	2	1	1	1	2	114		
	Old	5	7	3	1	4	3	10	7	3	1	1	1	1	2	1	1	1	1	11	2	1	2	1	4	4				
Arabic Language	New	2	34	7	4	11		3	1				1			21	12	39	10	24	1	5			27			222		
	Old		1	1		5		1								1		1	6	1	1	2								
Architecture	New	11	8	2	1	6	1	3	1	1	1					1	1	2	3	4	2	1	1		1	1		97		
	Old	6	4	1	1	3	1	2	4	2	2		1				1	1	2	5	2		3		3	1				
Art & Design (RFA)	New	1		2	1	2	5	1		1	6	3	2		1	5	4	3	3	1	2		2		3	1		59		
	Old				1				1		2		1				2	1			1	1								
Arts	New	279	304	282	91	229	78	301	199	167	219	37	43	51	54	131	165	198	219	388	244	81	169	135	218	271	659	7479		
	Old	60	91	123	68	77	47	194	195	175	61	24	10	26	11	30	24	73	49	213	156	39	123	101	96	201				
Arts (SP) <sup>(2)</sup> / Mass Media	New	12	7	5	3	4		4	1									1	1	10	1	3	7		1	3		108		
	Old	6	6	2		4		4	5	1								2	1	3	1		3		3	4				
Arts (SP) <sup>(2)</sup> / Performing Arts	New	9	2	2		4		7	6	2									1	10	2	3	4		5	7		107		
	Old	1	2	3	1	2		5	6	3										5	4	1	3	1	6					
Arts(SAB) - A <sup>(2)</sup>	New	10	19	4		5	2		7	1	1			1	1			1	2	14	6	2	4	2	9	8	58	225		
	Old	3	4	5	2	2	1		8	4							1	2	2	9	4		5	7	1	8				
Arts(SAB) - B <sup>(2)</sup>	New	7	4	14				19	12	2									1	5	1		2		5	4	1	137		
	Old	5	2	5		3		12	27	2										1	1				1	1				



Table 02 - 03 (Contd.)

**UNDERGRADUATE ADMISSIONS<sup>(3)</sup> BY DISTRICT : Academic Year 2019/2020**  
(Universities and HEIs established under the Universities Act.)

Academic Programm	District	Colombo	Gampaha	Kalutara	Matale	Kandy	Nuwara Eliya	Galle	Matara	Hambantota	Jaffna	Kilinochi	Mannar	Mullativu	Vavuniya	Trincomalee	Batticaloa	Ampara	Puttalam	Kurunegla	Anuradhapura	Polonnaruwa	Badulla	Monaragala	Kegalle	Rathnapura	Special & Additional Intakes <sup>(1)</sup>	Total
Ayurvedic Medicine & Surgery	New	19	16	9	1	4	3	11	9	3					1	2		2	7	10	1	2	8	1	5	8	3	382
	Old	28	22	16	5	19	7	17	19	15					1	3		7	9	21	14	3	11	9	10	21		
Biological Science	New	139	64	23	7	43	12	30	19	8	26	4	3	3	6	11	17	14	18	36	14	7	18	5	13	25	70	1737
	Old	168	110	73	21	100	27	72	52	33	18	3	4	2	4	11	15	27	34	100	37	16	41	21	47	66		
Biosystems Technology	New	111	109	49	25	62	35	44	47	35	24	7	5	4	7	22	33	41	33	83	44	17	50	31	50	65	10	1219
	Old	11	9	8	1	16	3	7	11	10	5	2	2	1	1	2	2	9	6	11	18	5	13	7	5	11		
Business Information Systems (Special)	New	7	4	4	1	3	3	2	1	1	1	1	1	1	1	1	1	1	1	3	1	3	2	1	1	1		77
	Old	2	1	1	1	1	1	2	3	1	1	1	1	1	1	1	1	1	1	1	1	1	2	1	1	1		
Business Science	New	26	12	5	1	5	2	3	2	2	1	1	1	1	1	1	2	2	3	6	3	2	4	2	2	7	10	157
	Old	4	4	3	2	2	2	3	6	2	1	1	1	1	1	1	1	1	1	2	2	1	2	1	3	2		
Commerce	New	165	62	30	10	36	12	28	15	11	14	2	2	3	9	9	13	12	16	28	18	11	14	5	21	28	35	904
	Old	25	20	12	10	17	10	26	21	14	3	1	1	1	1	4	2	8	7	28	17	4	15	9	20	19		
Communication Studies	New	4	4	6	5	6	3	6	11	6			1			3	1	1	7	17	11	1	8	5	4	2	4	201
	Old	1	1	3	10	4		14	9	5							1	1	2	7	4	2	5	7	2	7		
Computation & Management	New	5	2	2	1	3	1	1	1	1	2	1	1	1	1	1	1	1	3	2	2	1	1	1	2	2		72
	Old	1	2	2	1	2	1	2	1	2	1	1	1	1	1	1	1	1	1	1	1	1	1	1	1	1		
Computer Science	New	65	20	11	3	12	6	19	14	6	13	1	1	2	2	5	6	7	7	22	4	2	8	3	5	11	4	621
	Old	52	33	22	5	22	9	37	37	14	12	1	1	1	2	2	5	7	10	29	15	6	10	6	10	14		
Computer Science & Technology	New	2	1	1	1	1	1	1	2	1	6	1	1	1	1	1	1	1	1	1	1		1	1	1	1	6	104
	Old	4	5	2	1	3	1	7	5	3	12	1	1	1	1	1	2	3	1	2	2	1	1	1	2	4		
Computing & Information Systems	New	8	6	2	1	3	2	4	4	2	10	1	1	1	1	1	2	1	2	6	2	1	4	2	3	5	1	176
	Old	8	9	7	1	4	2	6	9	10	5	1	1		1	1	1	4	2	10	4	2	3	1	4	4		
Dance (Ramanathan)	New	2	2	1	3	4	5				21	6	2	4	5	3	8	7					2			1		98
	Old	1	2			1					12	2		1	1		2											
Dance (SVIAS) <sup>(2)</sup>	New	4	4	2	1	6	6				6	6	3	3	4	2	7	2	1				3		1			90
	Old										11	2	1	2		2	8	1					2					
Dance (UVPA) <sup>(2)</sup>	New	26	19	12	3	10	3	7	6	3					1	3		5	9	15	10	4	7	2	7	14		286
	Old	8	8	9	3	10	3	7	6	8						1		1	1	14	8	3	6	4	6	14		
Dental Surgery	New	12	2	2	1	1	1	1	3	1	1	1	1	1	1	1	1	1	1	1	1	1	1	1	1	2	2	120
	Old	25	4	3	1	3	2	7	2	2	1	1	1	1	1	1	2	1	2	4	3	1	2	2	2	3		
Design	New	14	6	3		5		2	1											1			2		3	4		84
	Old	10	3	1		6	1	2	3						1					6	1			1	3	4		
Drama & Theatre (UVPA) <sup>(2)</sup>	New	7	4	5	2	4	1		1	2						1		2		5	1	1	4	1	3	6		70
	Old	1	4	2	1	2				1	2									2	1	1	1		1	1		

Table 02 - 03 (Contd.)

**UNDERGRADUATE ADMISSIONS<sup>(3)</sup> BY DISTRICT : Academic Year 2019/2020**  
(Universities and HEIs established under the Universities Act.)

Academic Programm	District	Colombo	Gampaha	Kalutara	Matale	Kandy	Nuwara Eliya	Galle	Matara	Hambantota	Jaffna	Kilinochi	Mannar	Mullativu	Vavuniya	Trincomalee	Batticaloa	Ampara	Puttalam	Kurunegla	Anuradhapura	Polonnaruwa	Badulla	Monaragala	Kegalle	Rathnapura	Special & Additional Intakes <sup>(1)</sup>	Total
Drama & Theatre (SVIS) <sup>(2)</sup>	New	1			2	3	4				9	2	1	1	2	3	10	4	4				7		5	8		101
	Old					1					7	3	2	3		3	10	6										
Engineering	New	221	110	38	8	70	27	69	54	21	65	7	6	6	9	23	33	31	36	71	39	10	46	11	27	45	112	2294
	Old	134	100	66	26	74	30	70	69	52	37	3	3	4	6	13	13	29	32	88	44	22	35	28	55	66		
Engineering (TM) <sup>(2)</sup>	New	6	1	1	1	2	1	2	4	1	2	1	1	1	1	1	1	1	1	3	1	1	1	1	1	2		95
	Old	7	4	2	1	2	1	10	6	2	2	1	1	1	1	1	1	2	1	2	1	1	1	1	2	2		
Engineering (EM) <sup>(2)</sup>	New	2	1	1	1	3	1	2	1	1	4	1	1	1	1	1	1	1	1	1	1	1	1	1	1	1		77
	Old	7	2	1	1	2	1	2	3	1	6	3	1	1	1	1	1	1	1	1	2	1	1	1	1	2		
Engineering Technology	New	136	121	68	27	58	29	52	54	31	28	6	4	4	8	16	37	34	45	93	59	15	39	29	35	61	4	1291
	Old	10	22	12	4	13	6	7	8	14	9	1	1	1	1	6	4	6	3	13	19	3	9	7	6	13		
Entrepreneurship & Management	New	7	5	6	1	4	1	5	3	2	2		1	1	1	1	1	1	2	4	1	1	1	1	3	2	3	101
	Old	2	4	2	3	2	1	2	3	2	1	1	1		1		1	1	1	3	3	1	2	1	2	1		
Environmental Conservation & Management	New	9	2	1	1	1	1	3	2	1	2	1	1	1	1	1	1	1	1	3	1	1	1	1	2	1	2	108
	Old	5	6	2	1	4	2	7	5	4	1	1	1	1	1	1	1	1	1	5	3	1	3	2	3	3		
Estate Mgt. & Valuation	New	5	3	2	1	1	2	3	1	3	1	1	1	1	1	2	1	1	2	3	3	1	4	2	2	2		85
	Old	2	1	1	1	2	1	1	1	1	1	1	1	1	1	1	1	2	1	1	3	1	1	2	3	4		
Export Agriculture	New	6	2	1	1	1	1	2	1	1	1	1	1	1	1	1	1	1	1	2	1	1	1	1	1	1	1	103
	Old	6	5	4	1	8	2	3	4	4	3	1	1	1	1	1	1	2	2	8	2	1	1	1	3	3		
Facilities Management	New	6	1	2	1	1	1	3	3	3	1	1	1	1	1	1	1	1	1	2	1	1	1	1	1	1	1	79
	Old	1	3	1	1	2	1	3	5	1	1	1	1	1	1	1	1	1	1	1	2	1	3	2	1	3		
Fashion Design & Product Development	New	18	9	6	1	4		3	2	1	1									6			3			2		76
	Old	6	1			4		4	2														2			1		
Film & Television Studies	New	5	3	3	2	5		3	2	1						1			1	3	2	1	1	1	1	2		69
	Old	3	2	1	1	3	1	2	4	2								1	1	3	2		2		2	2		
Financial Engineering	New	12	9	3	1	3		2	2	1	1		1			2	1	1	1	2	3		2	1	1	3		78
	Old	4	4	2		3		1	1									1	1	2	2			1	1	3		
Financial Mathematics & Industrial Statistics	New	5	4	1	1	1	1	1	1	1	2	1	1	1	1	1	1	1	1	2	1	1	1	1	1	3		72
	Old	5	3	3	1	1	1	2	3	1	1	1	1	1	1	1	1	1	1	1	1	1	1	1	1	1		
Fisheries & Marine Sciences	New	9	3	3	1	3	1	1	2	1	1	1	1	1	1	1	1	1	1	1	1	1	2	1	1	2	1	118
	Old	8	8	3	1	8	3	7	3	2	1	1	1	1	1	1	1	2	2	5	2	2	4	2	2	4		
Food & Nutrition	New	6	5	4	1	1	2	2	2	3	5	1	1	1	1	3	1	1	1	3	1	1	1	1	4	2		161
	Old	8	11	7	1	6	2	5	8	8	2	1	1	1	1	1	6	5	4	9	4	2	4	2	2	6		
Food Business Management	New	11	10	3	1	4	2	5	5	2	1	1	1	1	1	1	2	1	2	6	1	1	1	1	4	5	3	135
	Old	5	2	3	1	1	1	5	13	1	1	1	1	1	1	1	1	2	2	4	3	2	2	1	2	2		

Table 02 - 03 (Contd.)

**UNDERGRADUATE ADMISSIONS<sup>(3)</sup> BY DISTRICT : Academic Year 2019/2020**  
(Universities and HEIs established under the Universities Act.)

Academic Program	District	Colombo	Gampaha	Kalutara	Matale	Kandy	Nuwara Eliya	Galle	Matara	Hambantota	Jaffna	Kilinochi	Mannar	Mullativu	Vavuniya	Trincomalee	Batticaloa	Ampara	Puttalam	Kurunegla	Anuradhapura	Polonnaruwa	Badulla	Monaragala	Kegalle	Rathnapura	Special & Additional Intakes <sup>(1)</sup>	Total
		Food Production & Technology Management	New	3	5	1	1	2	1	7	1	1	2	1	1	1	1	1	1	1	1	3	1	1	1	1	4	1
	Old	5	9	7	2	8	3	8	3	3	4	1	1	1	1	1	2	2	3	6	3	2	2	1	7	7		
Food Science & Technology	New	10	5	2	1	3	2	3	6	1	4	1	1	1	1	2	2	2	1	6	1	1	1	1	2	1		233
	Old	24	20	17	3	9	3	12	11	5	2	1	1	1	1	2	2	4	5	18	5	2	6	2	8	8		
Geographical Information Science	New	4	3	3	2	6	2	1	1	1	1	1	1	1	1	1	1	1	1	2	2	2	2	1	2	2		72
	Old	1	1	1	1	1	1	1	2	1	1	1	1	1	1	1	1	1	1	2	1	1	1	1	1	1		
Green Technology	New	2	1	3	1	1	1	1	1	1	1	1	1	1	1	1	2	2	1	1	1	1	3	1	1	1	2	71
	Old	3	2	3	1	2	1	1	3	2	1	1	1	1	1	1	1	1	1	2	1	1	2	1	2	1		
Health Promotion	New	5	2	1	1	3	1	1	2	1	1	1	1	1	1	1	4	1	2	1	1	1	3	1	1	2	3	103
	Old	3	4	3	1	4	2	2	4	2	1	2	1	1	3	1	3	3	1	7	2	1	2	1	4	2		
Hospitality Tourism & Events Management	New	12	6	4	2	2	1	5	2	1	1	1	1		1	1	2	2	2	3	3	1	2	1	2	4	3	108
	Old	2	4	4	1	3	2	3	1	1	1	1	1	1	1	1	1	1	1	2	1	1	1	3	2	3		
Human Resource Development	New	3	2	2	1	2	1	2	1	1	1	1	1	1	1	1	2	1	3	3	1	1	3	1	2	3	4	86
	Old	2	2	1	3	3	1	1	1	1	1	1	1	1	1	1	1	1	2	3	2	2	2	1	3	3		
Industrial Information Technology	New	3	4	6	1	3	1	3	1	1	5	1	1	1	1	1	1	1	2	4	1	1	3	1	1	3		97
	Old	3	2	2	2	1	1	1	3	2	3	1	1	1	1	1	2	3	3	3	2	2	2	1	1	2		
Industrial Statistics & Mathematical Finance	New	8	3	2	1	1	1	3	4	1	1	1	1	1	1	1	1	1	1	3	1	1	1	1	1	2		118
	Old	12	8	5	1	5	1	5	2	3	1	1	1	1	1	1	1	2	2	9	2	1	2	2	2	4		
Information & Communication Technology	New	15	8	5	4	5	2	3	2	1	11				1	2	3	3	3	10	2		4	1	2	4		282
	Old	11	6	9	4	16	4	18	7	5	30	1	1	1	2	2	9	11	7	23	5	3	4		8	4		
Information Communication Technology	New	100	92	53	24	42	21	33	39	19	27	4	2	2	4	10	24	22	28	51	26	10	29	13	29	48	13	886
	Old	9	9	5	2	7	4	5	6	6	3	1	1	1	1	3	1	4	3	8	9	2	8	3	7	13		
Information Systems	New	15	5	4		3		6	2	1	1					1	1	1	1	3	1		2		2	2		124
	Old	11	5	3		4	1	10	7	7	2				1		1	1	1	5	3	1	1		5	4		
Information Technology	New	20	7	4	1	3	2	8	5	2	8	1	1	1	1	1	3	1	2	4	1	1	1	1	3	2		248
	Old	20	14	10	2	8	4	16	16	9	8	2	1	1	1	3	2	5	5	8	6	3	5	3	4	8		
Information Technology & Management	New	19	6	7	2	2	2	3	2	1	5	1	1	1	1	1	1	2	4	4	4	1	3	1	3	5		124
	Old	2	3	4	2	2	1	3	2	2	1	1	1	1	1	1	1	1	1	5	1	1	1	1	2	1		
Islamic Studies	New	5	15	17	11	27	2	3	1	1	1		2		2	19	18	40	13	30	10		1	1	10	5	2	277
	Old		2			8										6	3	9	3	3	6							

Table 02 - 03 (Contd.)

**UNDERGRADUATE ADMISSIONS<sup>(3)</sup> BY DISTRICT : Academic Year 2019/2020**  
(Universities and HEIs established under the Universities Act.)

Academic Program	District	Colombo	Gampaha	Kalutara	Matale	Kandy	Nuwara Eliya	Galle	Matara	Hambantota	Jaffna	Kilinochi	Mannar	Mullativu	Vavuniya	Trincomalee	Batticaloa	Ampara	Puttalam	Kurunegla	Anuradhapura	Polonnaruwa	Badulla	Monaragala	Kegalle	Rathnapura	Special & Additional Intakes <sup>(1)</sup>	Total
		Landscape Architecture	New	7	2	2	1	3	2	3	1	1	1						1	1	1	5		1	1		2	2
	Old	5	4	2	1	9	1	2	2	1	2							1		5			4		1	1		
Law	New	56	46	31	7	25	9	19	16	12	9	1	3	1	3	7	12	13	16	25	20	9	20	9	15	30	2	493
	Old	5	4	1	1	3	2	7	5	3	3	1	1	1	1	1	1	2	2	7	6	3	6	2	2	7		
Management	New	733	505	238	55	240	106	219	117	76	125	21	20	18	34	72	103	115	173	250	146	66	102	54	123	164	113	5383
	Old	59	101	73	32	82	46	97	114	79	17	9	1	5	3	17	7	35	29	127	82	32	89	59	80	120		
Management & Information Technoogy	New	5	2	3	1	2		3	2	1	1				1	1	1	1	1	2	1		1		1	2		116
	Old	13	13	5	1	3	1	5	8	2	2		1		1	1	2	1	1	10	3	1	3	2	2	3		
Management & Information Technology (SEUSL) <sup>(2)</sup>	New	11	10	3	1	5	8	2	1	2	3	1	1	1	1	6	10	26	5	6	2	2	4	3	4	4		167
	Old	1	3	2	2	4	1	2	3	2	1	1	1	1	1	1	2	1	1	2	3	2	1	2	1	4		
Management (Public) (Special)	New	14	9	5	1	3	3	3	1	1	2	1	1	1	1	2	1	3	2	5	2	3	3	2	1	3		111
	Old	1	2	1	1	2	1	2	2	4	2	1	1	1	1	1	1	1	1	2	2	1	3	1	1	2		
Management Studies (TV) - A <sup>(2)</sup>	New	12	9	16	2	4	4	7	8	3	4	1	1	1	1	3	4	4	4	23	2	2	3	4	5	4	33	259
	Old	4	8	4	2	4	1	7	16	4	7	1	1	1	1	1	2	2	2	5	4	1	4	4	4	5		
Management Studies (TV) - B <sup>(2)</sup>	New	12	8	5	3	8	3	5	2	1	7	1	1	1	1	4	9	13	8	11	6	6	6	5	6	4	11	237
	Old	3	5	3	4	3	3	3	6	4	5	1	1	2	1	1	3	3	3	5	7	2	3	6	5	8		
Marine and Fresh Water Sciences	New	5	2	1	1	2	1	2	3	2	3	1	1	1	1	1	1	2	1	2	1	1	1	1	3	3		87
	Old	4	4	1	1	2	1	4	2	3	1	1	1	1	1	1	1	1	1	2	1	1	2	1	2	4		
Medical Laboratory Sciences	New	5	4	2	1	3	1	2	1	1	5	1	1	1	1	2	1	1	1	4	2	1	2	1	2	2	2	223
	Old	25	12	8	4	11	5	12	15	4	9	1	1	1	1	4	5	5	5	17	4	3	4	2	4	11		
Medicine	New	133	49	17	8	50	19	47	24	12	45	4	2	3	10	15	19	21	15	35	15	7	18	6	8	26	143	1967
	Old	165	123	79	27	76	32	73	54	45	57	3	4	3	9	15	20	29	51	88	43	24	40	23	51	82		
Mineral Resources & Technology	New	4	2	1	1	1	1	3	2	1	6	1	1	1	1	1	3	1	1	1	1	1	2	1	1	1	2	106
	Old	7	4	3	2	3	2	2	4	2	6	2	1	1	1	1	1	3	2	7	1	1	1	1	2	4		
Molecular Biology and Biochemistry	New	6	1	1	1	1	1	2	2	1	1	1	1	1	1	1	1	1	1	1	1	1	1	1	2	1	1	78
	Old	8	2	1	1	5	2	2	2	1	2	1	1	1	1	1	1	1	2	2	1	1	2	1	1	1		
Music (Ramanathan)	New	7			3	9	12				18	5	2	2	4	4	11	4					8			2		114
	Old				3						8	2			2	5	2									1		
Music (SVIAS) <sup>(2)</sup>	New	4			2	4	11				8	4	2	1	5	10	14	6					10			1		100
	Old					1					2	3	1	1		3	4	1					1			1		
Music(UVPA) <sup>(2)</sup>	New	28	23	11	8	16	4	10	9	5						2		5	9	18	8	10	6	6	13	16	1	287
	Old	4	6	4	1	3	1	9	3	3						1		2	2	9	9	2	5	3	4	8		
Nursing	New	24	20	4	3	10	3	20	8	6	12	3	1	1	1	2	7	5	6	12	6	2	4	2	7	7	11	545
	Old	31	34	21	7	17	11	27	19	16	13	1	2	2	2	8	11	12	16	30	11	5	14	17	12	19		

Table 02 - 03 (Contd.)

**UNDERGRADUATE ADMISSIONS<sup>(3)</sup> BY DISTRICT : Academic Year 2019/2020**  
(Universities and HEIs established under the Universities Act.)

Academic Program	District	Colombo	Gampaha	Kalutara	Matale	Kandy	Nuwara Eliya	Galle	Matara	Hambantota	Jaffna	Kilinochi	Mannar	Mullativu	Vavuniya	Trincomalee	Batticaloa	Ampara	Puttalam	Kurunegla	Anuradhapura	Polonnaruwa	Badulla	Monaragala	Kegalle	Rathnapura	Special & Additional Intakes <sup>(1)</sup>	Total	
Palm and Latex Technology & Value Addition	New	3	1	1	1	1	1	1	3	2	2	1	1	1	1	1	1	1	1	1	1	1	1	1	1	1	1	6	107
	Old	3	5	3	3	3	2	8	4	4	1	1	1	1	1	1	1	2	1	12	1	1	2	1	3	5			
Peace & Conflict Resolution	New	2			1		1	1		1						2				6			2	2	2	2		33	
	Old			1	2	2	1	1	1														1		1	1			
Pharmacy	New	10	2	2	1	1	2	2	1	1	11	1	1	1	1	1	2	2	1	3	1	1	1	1	1	4		224	
	Old	10	14	8	3	7	3	11	11	6	13	1	1	2	1	5	5	9	6	19	5	3	6	2	7	11			
Physical Education	New	3	3	5	1	2	1	6	2		1		1		1	3	1	1	1	4	2	1	1	3	3	3		94	
	Old		1	1	1	3	2	1		2	3				1	2	2					3	1	7	3	7	5		
Physical Science	New	247	100	48	12	62	20	59	40	31	45	6	5	3	8	17	32	30	28	62	25	11	35	9	33	40	78	2404	
	Old	176	152	97	21	92	35	97	73	63	28	3	5	4	5	11	11	35	34	139	45	20	46	26	43	57			
Physical Science - ICT	New	30	16	5	1	4	1	4	2	1	4	1	1		1		1	2	3	4	2	1	5	1	2	6		164	
	Old	6	11	7	1	4	2	3	3	1	3				1	1	2	1	2	7	3	1	1	1	3	2			
Physiotherapy	New	5	1	2	1	1	1	3	1	1	1	1	1	1	1	1	1	1	1	1	1	1	1	1	1	1		102	3
	Old	11	4	4	1	4	1	8	3	2	4	1	1	1	1	1	1	1	2	6	2	1	2	1	2	2			
Project Management	New	4	4	2	1	2	7	1	3	1	3	1	1	1	1	3	5	7	3	2	1	2	2	1	2	2		99	1
	Old	2	1	2	1	2	2	1	2	1	2	1	1	1	1	1	1	1	1	1	3	1	1	2	2	2			
Quantity Surveying	New	10	5	1	1	4	1	3	4	1	6	1	1	1	2	1	2	1	2	8	1	1	1	1	1	2		150	
	Old	14	5	4	2	2	2	10	2	2	9	1	1	1	1	1	1	2	2	12	3	1	3	1	2	4			
Radiography	New	1	2	1	1	2	1	1	1	1	2	1	1	1	1	1	1	1	1	2	1	1	1	1	2	2		66	1
	Old	2	2	1	1	2	1	1	1	2	2	1	1	1	1	1	1	3	1	3	1	1	1	1	1	1			
Science & Technology	New	6	3	4	2	2	1	1	1	1	2	1	1	1	1	1	2	3	1	2	1	1	1	1	1	2		113	8
	Old	6	3	3	1	5	1	5	3	3	4	1	1	1	1	1	2	1	2	7	2	1	1	1	3	3			
Siddha Medicine	New	10	6	3	2	3	4	2	4	1	28	4	2	1	3	3	20	10	4	6	4	2	2	1	1	2		247	3
	Old	8	9	5	1	6	2	3	3	2	16	2	1	4	1	3	11	9	4	7	3	2	5	1	6	2			
Social Work	New	3	2	3		5		3	1	1			2			2	1	1	4	5	3		3		2	2		48	
	Old						1	1	2																	1			
Software Engineering	New	9	4	3	1	3	2	5	2	2	5	1	1	1	1	1	1	1	1	5	1	1	3	1	1	2		117	3
	Old	3	4	1	1	3	1	5	3	2	9	1	1	2	1	1	1	2	3	2	2	1	2	2	1	2			
Speech & Hearing Sciences	New	4	9	3	1	3		1	3	1	1	1	1			2	1	1	1	5	1		3		2	1		82	
	Old	4	3	1	1	1	1	3	2	1	1	1	1		1	1	1	2	1	2	3	1	2	1	1	1			
Sports Sciences & Management	New	19	11	4	1	8	1	8	9	3	3	1	1	1	1	1	2	2	5	8	5	2	6	4	3	6		175	
	Old	3	5	4	2	4	1	4	4	1	2	2				1	1	1	1	6	4	2	2	2	5	3			
Statistics & Operations Research	New	3	2	2	1	2	1	1	1	2	4	1	1	1	1	1	1	1	1	2	1	1	1	1	1	1		76	
	Old	3	3	2	1	6	1	2	1	1	3	1	1	1	1	1	1	1	1	4	1	1	1	1	1	1			

Table 02 - 03 (Contd.)

**UNDERGRADUATE ADMISSIONS<sup>(3)</sup> BY DISTRICT : Academic Year 2019/2020**  
(Universities and HEIs established under the Universities Act.)

Academic Programm	District	Colombo	Gampaha	Kalutara	Matale	Kandy	Nuwara Eliya	Galle	Matara	Hambantota	Jaffna	Kilinochi	Mannar	Mullativu	Vavuniya	Trincomalee	Batticaloa	Ampara	Puttalam	Kurunegla	Anuradhapura	Polonnaruwa	Badulla	Monaragala	Kegalle	Rathnapura	Special & Additional Intakes <sup>(1)</sup>	Total
Surveying Science	New	4	4	3	1	2	3	3	4	5	9	1	1	1	1	1	2	2	1	4	1	1	2	1	1	3	1	163
	Old	6	7	6	2	6	1	9	8	10	7	1	1	1	1	2	3	2	3	11	4	1	2	1	2	4		
Tea Technology & Value Addition	New	3	3	2	1	1	1	1	1	4	2	1	1	1	1	1	1	1	1	3	1	1	3	1	1	2	1	110
	Old	5	7	5	2	4	2	5	2	5	2	1	1	1	1	1	1	1	2	5	2	1	3	1	4	6		
Teaching English as a Second Language	New	7	7	2		4		4	1											11	1			1	4	3	51	
	Old		1	1		1			1												1				1			
Tourism & Hospitality Management	New	12	8	6	1	12	8	4	4	6	3	1	1	1	1	1	3	2	3	9	5	1	4	3	3	6		178
	Old	4	3	5	1	2	3	3	17	3	1	1	1	1	1	2	1	3	2	3	2	1	3	2	3	2		
Town & Country Planning	New	7	7	1	2	1	2	5	2	1	1	1	1	1	1	1	1	1	2	3	1	1	3	1	1	5		85
	Old	3	2	1	1	2	1	4	1	1	1	1	1	1	1	1	1	1	1	1	1	1	1	1	1	1		
Translation Studies	New	6	5	2	1	3		3	2	1									1	6	2		2		2	3		69
	Old	2	2	4		1	1	5	4											2	1		1		6	1		
Translation Studies (UJA) <sup>(2)</sup>	New	1	1	3	2	2	2		2		5	1	1		1	1	2	3	1	2	2	1	1		2			62
	Old		1	1	2	1	2		1		2		1		1	2	2	3	1	5	1							
Transport & Logistics Management	New	7	3	1	1	1	1	1	2	1	1	1	1	1	1	1	1	1	1	2	2	1	1	1	1	1		88
	Old	10	3	2	1	3	1	8	2	1	1	1	1	1	1	1	1	1	2	3	1	1	1	1	2	2		
Unani Medicine & Surgery	New	2	2	1	1	1	1	3	1	1	1	1	1	1	1	1	6	6	1	1	1	1	1	1	1	1		86
	Old	2	3	1	1	3	1	1	1	1	1	1	1	1	1	3	4	10	3	2	1	1	1	1	1	1		
Veterinary Science	New	12	2	2	1	1	1	2	4	1	2	1	1	1	1	1	1	1	2	1	1	1	1	1	2	2	1	128
	Old	14	5	3	1	16	2	5	3	2	2	2	1	1	1	1	1	2	1	4	3	2	2	2	3	2		
Visual & Technological Arts (SVIAS) <sup>(2)</sup>	New				2				4	1	6				1	11	10	14	1	1	2	1	2		5	1		91
	Old				2		1							1	2	3	12	4	2		2							
Visual Arts (UVPA) <sup>(2)</sup>	New	10	8	5	1	4	1	4	1	1								1	4	6	4	2	4	1	4	8		114
	Old		5	2		1		1	2	4									1	9	3	2	2	2	6	5		
Total	New	3310	2172	1254	433	1331	581	1281	923	582	1004	200	184	176	260	540	770	855	867	1680	855	374	812	425	861	1132	1558	41669
	Old	1550	1357	973	394	1093	441	1252	1166	825	569	142	112	128	129	250	303	507	475	1477	789	308	716	474	748	1071		

**Note :**

- (1) "Special & Additional Intakes" refers to the students admitted on the basis of Special Categories such as blind and differently abled, excelled in fields other than studies, armed forces, foreign, teachers ... etc., on the recommendation of the Appeals Committee and the Additional Intake, for special subjects such as Japanies, English, History... etc. However, 2019/20 admission data excludes students admitted under Special intake (excelled in fields other than studies) and Teachers intake as those intakes are in progress while including 510 additionally increased number.
- (2) Abbreviation : UJA - University of Jaffna, SP - Sripalee Campus, SAB - Sabaragamuwa University, SEUSL - South Eastern University, UVPA - University of Visual and Performing Arts, TV- & Vavuniya Campuses, SVIAS - Swamy Vipulananda Institute of Aesthetic Studies, EM - Earth Resources Engineering, TM - Textile & Coloching Technology, KLN - University of Kelaniya SAB (A) - from Arts Stream to Sabaragamuwa University, SAB (B) - from Commerce Stream to Sabaragamuwa University, TV (A) - from Commerce Stream to Trincomalee & Vavuniya Campuses, TV (B) - from All Streams to Trincomalee & Vavuniya Campuses.
- (3) Provisional. Excludes Students who admitted under Special intake (excelled in fields other than studies) and Teachers intake.

Chart - 04

**UNDERGRADUATE ADMISSIONS BY DISTRICT AND ADMISSION CATEGORY :**  
**Academic Year 2019/2020**  
**(Universities and HEIs established under the Universities Act.)**

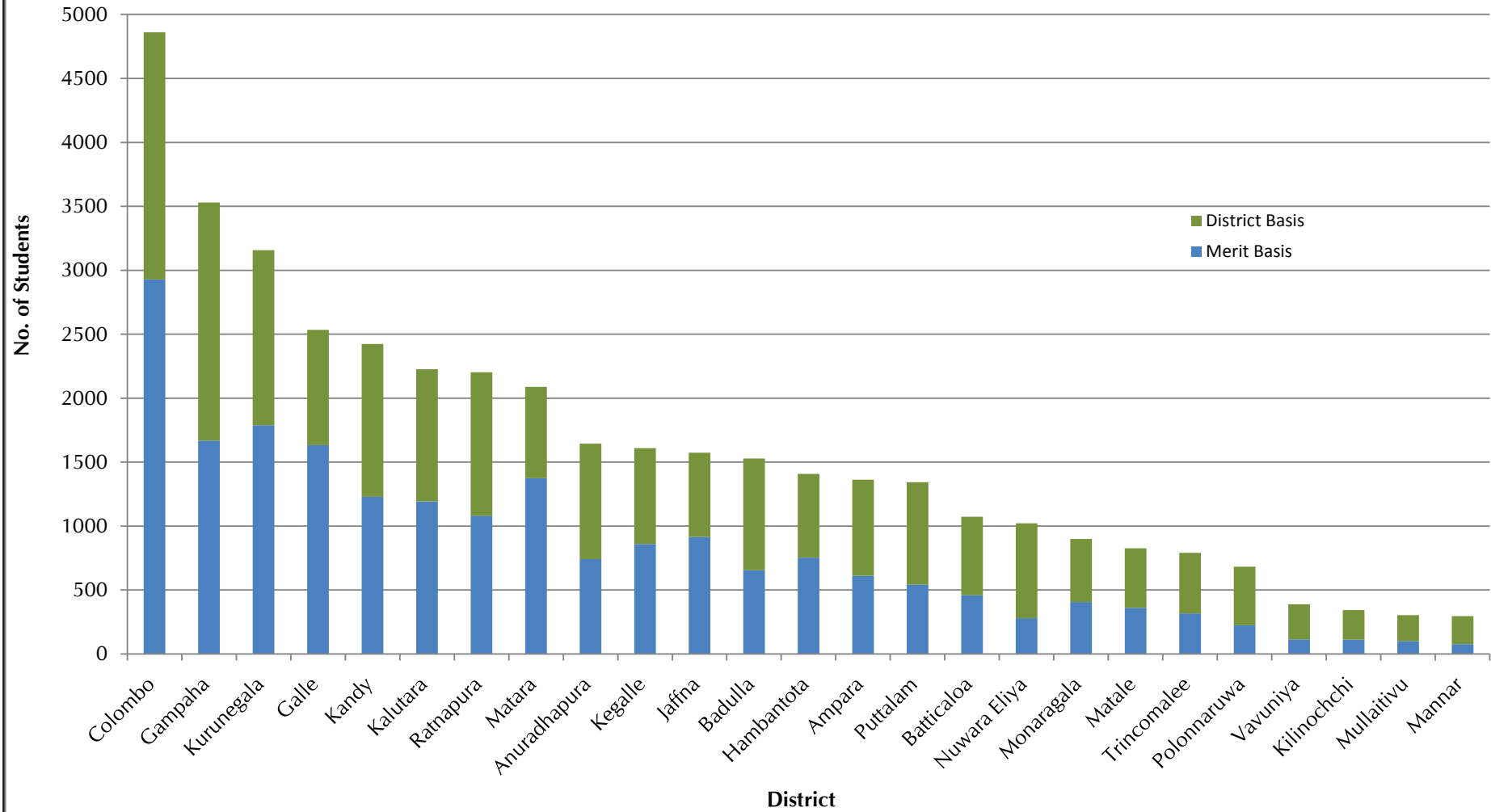


Table 02 - 04

**UNDERGRADUATE ADMISSIONS<sup>(7)</sup> BY ACADEMIC PROGRAMME AND ADMISSION POLICY : Academic Year 2019/2020**  
(Universities and HEIs established under the Universities Act)

Faculty/ Academic Programme	Admission Category <sup>2</sup>	District																									Special & Additional	Total	
		Colombo	Gampaha	Kalutara	Matale	Kandy	Nuwara Eliya	Galle	Matara	Hambantota	Jaffna	Kilinochchi	Mannar	Mullativu	Vauniya	Trincomalee	Batticaloa	Ampara	Puttalam	Kurunegala	Anuradhapura	Polonnaruwa	Badulla	Monaragala	Kegalle	Rathnapura			
Arts <sup>(3)</sup>	Merit	New	373	420	361	131	324	110	360	253	184	265	53	54	57	69	194	234	296	273	547	291	109	222	151	311	336		5978
		Old	80	120	149	89	114	52	241	259	199	73	30	11	27	12	40	39	89	63	257	187	46	145	119	120	237		2798
	Other	New	73	50	30	19	49	32	20	15	13	36	12	9	7	13	31	30	42	20	32	24	8	39	7	24	33	728	1794
		Old	16	21	19	9	19	8	16	19	11	33	7	6	8	6	18	33	20	9	32	19	8	16	8	17	20		
Management	Merit	New	499	283	150	16	122	31	152	80	45	46	8	3	6	5	24	27	46	75	165	76	30	52	31	76	81		2129
		Old	31	34	27	11	28	13	41	89	18	13	1	0	2	1	2	4	5	2	27	21	6	15	21	35	39		486
	Other	New	353	297	144	54	164	107	107	66	53	105	22	28	21	40	67	108	106	131	156	100	56	84	46	76	123	178	4267
		Old	58	105	74	40	82	50	83	81	84	26	18	11	13	12	25	16	47	43	129	92	38	96	62	74	116		
Commerce	Merit	New	118	23	10	4	16	2	15	6	3	1	0	0	0	4	0	0	0	0	9	9	3	5	1	12	10		251
		Old	19	6	4	5	5	0	14	11	4	0	0	0	0	1	0	0	1	9	1	0	1	0	10	6		97	
	Other	New	47	39	20	6	20	10	13	9	8	13	2	2	3	5	9	13	12	16	19	9	8	9	4	9	18	35	556
		Old	6	14	8	5	12	10	12	10	10	3	1	1	1	1	3	2	8	6	19	16	4	14	9	10	13		
Law	Merit	New	29	19	16	2	9	0	8	9	4	1	0	1	0	1	2	4	3	6	9	11	5	10	4	6	17		176
		Old	2	1	0	0	1	0	3	1	1	2	0	0	0	0	0	0	1	0	2	1	0	3	0	0	2		20
	Other	New	27	27	15	5	16	9	11	7	8	8	1	2	1	2	5	8	10	10	16	9	4	10	5	9	13	2	297
		Old	3	3	1	1	2	2	4	4	2	1	1	1	1	1	1	1	1	2	5	5	3	3	2	2	5		
Science	Merit	New	393	106	57	3	78	2	87	74	28	53	0	0	0	2	2	11	12	7	87	4	1	26	5	37	37		1112
		Old	318	173	125	12	169	4	181	133	76	39	3	0	0	3	0	8	13	13	177	11	2	31	3	58	42		1594
	Other	New	213	166	78	39	97	59	74	54	42	83	28	25	21	32	52	79	69	76	93	66	38	71	34	49	87	255	4555
		Old	203	246	148	63	160	103	122	104	104	54	22	24	20	26	47	51	88	100	212	133	65	119	81	116	164		
Medicine	Merit	New	93	20	9	4	27	4	33	17	7	30	0	0	0	4	3	5	5	6	18	2	3	5	1	2	15		313
		Old	93	41	28	6	31	4	35	21	13	37	0	0	0	4	3	2	4	13	27	4	3	4	0	16	27		416
	Other	New	40	29	8	4	23	15	14	7	5	15	4	2	3	6	12	14	16	9	17	13	4	13	5	6	11	143	1238
		Old	72	82	51	21	45	28	38	33	32	20	3	4	3	5	12	18	25	38	61	39	21	36	23	35	55		
Dental Surgery	Merit	New	10	0	1	0	0	0	0	2	0	0	0	0	0	0	0	0	0	0	0	0	0	0	0	0	1		14
		Old	21	0	0	0	0	0	5	0	0	0	0	0	0	0	0	0	0	0	0	0	0	0	1	0	0		27
	Other	New	2	2	1	1	1	1	1	1	1	1	1	1	1	1	1	1	1	1	1	1	1	1	1	1	1	2	79
		Old	4	4	3	1	3	2	2	2	2	1	1	1	1	1	1	2	1	2	4	3	1	2	1	2	3		



Table 02 - 04 (Contd.)

**UNDERGRADUATE ADMISSIONS<sup>(7)</sup> BY ACADEMIC PROGRAMME AND ADMISSION POLICY : Academic Year 2019/2020**  
(Universities and HEIs established under the Universities Act.)

Faculty/ Academic Programme	Admission Category <sup>(2)</sup>	District																									Special & Additional	Total		
		Colombo	Gampaha	Kalutara	Matale	Kandy	Nuwara Eliya	Galle	Matara	Hambantota	Jafna	Kilinochchi	Mannar	Mullativu	Vauniya	Trincomalee	Batticaloa	Ampara	Puttalam	Kurunegala	Anuradhapura	Polonnaruwa	Badulla	Monaragala	Kegalle	Rathnapura				
Veterinary Medicine	Merit	New	9	0	1	0	0	0	1	3	0	0	0	0	0	0	0	0	0	0	0	0	0	0	0	1	0		15	
		Old	10	0	0	0	13	0	3	2	0	1	1	0	0	0	0	0	0	0	0	0	0	0	0	0	0	0		30
	Other	New	3	2	1	1	1	1	1	1	1	1	2	1	1	1	1	1	1	1	1	1	1	1	1	1	1	2	1	83
		Old	4	5	3	1	3	2	2	1	2	1	1	1	1	1	1	1	2	1	4	3	2	2	2	3	2			
Agriculture	Merit	New	51	27	20	4	19	9	32	16	8	26	0	0	0	0	2	4	1	2	34	1	1	6	0	20	13		296	
		Old	45	40	37	16	56	11	72	57	27	15	2	2	0	1	2	8	11	6	76	11	0	18	4	32	32		581	
	Other	New	57	46	22	16	27	21	22	20	17	25	15	14	15	17	19	24	22	23	27	20	18	19	14	17	22	37	1586	
		Old	80	88	55	25	62	39	45	37	37	26	14	15	15	14	19	22	35	38	72	48	26	45	29	43	61			
Engineering	Merit	New	151	50	15	0	38	4	46	41	10	46	1	2	2	2	6	6	8	11	44	14	1	18	1	12	21		550	
		Old	83	27	18	5	28	2	42	44	19	25	2	0	1	0	1	1	3	1	23	6	2	3	5	21	12		374	
	Other	New	78	62	25	10	37	25	27	18	13	25	8	6	6	9	19	29	25	27	31	27	11	30	12	17	27	112	1542	
		Old	65	79	51	23	50	30	40	34	36	20	5	5	5	8	14	14	29	33	68	41	22	34	25	37	58			
Fashion Design/ Transport & Logistic Management	Merit	New	15	2	2	0	0	0	1	0	0	0	0	0	0	0	0	0	0	0	2	0	0	1	0	0	1		24	
		Old	9	1	0	0	2	0	9	2	0	0	0	0	0	0	0	0	0	0	1	0	0	0	0	0	1		25	
	Other	New	10	10	5	2	5	1	4	3	2	2	1	1	1	1	1	1	1	1	6	2	1	3	1	1	2	0	115	
		Old	7	3	2	1	5	1	3	2	1	1	1	1	1	1	1	1	1	2	2	1	1	3	1	2	2			
Architecture/ Quantity Surveying <sup>(4)</sup>	Merit	New	35	11	1	1	8	1	10	6	2	4	0	0	0	1	0	0	1	2	14	1	1	1	0	1	5		106	
		Old	16	2	0	0	10	0	13	7	1	11	0	0	0	0	0	1	0	1	13	1	0	3	1	1	2		83	
	Other	New	20	18	10	5	12	6	9	6	5	6	3	3	3	3	4	6	5	7	9	4	4	8	3	8	10	1	384	
		Old	23	19	10	6	14	7	10	10	6	4	4	4	3	4	3	3	6	5	17	8	3	11	4	10	12			
Computer Science/IT <sup>(5)</sup>	Merit	New	110	22	26	3	14	7	33	20	5	46	0	0	0	0	6	9	23	7	38	3	3	11	2	9	11		408	
		Old	65	32	22	5	19	3	72	72	28	62	1	0	1	0	1	6	9	2	30	2	2	4	2	3	6		449	
	Other	New	74	57	29	15	34	23	27	19	17	25	10	10	11	13	17	23	24	26	34	20	10	26	14	20	33	14	1468	
		Old	66	68	48	18	54	25	42	32	33	25	11	12	10	15	15	24	32	35	71	46	23	32	19	39	48			
Allied Health Sciences <sup>(6)</sup>	Merit	New	22	17	4	1	7	0	19	7	2	22	1	0	0	0	1	2	1	2	12	2	0	3	0	7	7		139	
		Old	38	20	14	4	9	1	36	29	13	26	0	0	2	0	8	12	14	8	40	1	0	4	11	5	14		309	
	Other	New	27	21	10	7	13	8	10	8	9	10	7	6	5	5	8	11	10	9	15	10	6	9	6	8	10	17	794	
		Old	45	49	29	13	33	21	26	22	18	16	6	7	5	7	12	12	18	23	37	25	14	25	13	22	31			

Table 02 - 04 (Contd.)

**UNDERGRADUATE ADMISSIONS<sup>(7)</sup> BY ACADEMIC PROGRAMME AND ADMISSION POLICY : Academic Year 2019/2020**  
(Universities and HEIs established under the Universities Act.)

Faculty/ Academic Programme	Admission Category <sup>2</sup>	District																											Special & Additional	Total
		Colombo	Gampaha	Kalutara	Matale	Kandy	Nuwara Eliya	Galle	Matara	Hambantota	Jaffna	Kilinochchi	Mannar	Mullativu	Vauniya	Trincomalee	Batticaloa	Ampara	Puttalam	Kurunegala	Anuradhapura	Polonnaruwa	Badulla	Monaragala	Kegalle	Rathnapura				
Indigeneous Medicine	Merit	New	9	8	4	0	1	0	9	8	1	25	3	1	0	2	2	23	12	1	4	0	0	4	0	3	4		<b>124</b>	
		Old	13	6	7	0	7	1	10	13	10	14	1	0	3	0	3	12	14	8	10	4	0	4	4	4	10		<b>158</b>	
	Other	New	22	16	9	4	7	8	7	6	4	4	2	2	2	3	4	3	6	11	13	6	5	7	3	4	7	6	<b>433</b>	
		Old	25	28	15	7	21	9	11	10	8	3	2	2	2	3	6	3	12	8	20	14	6	13	7	13	14			
Technology	Merit	New	161	141	82	34	63	18	48	83	36	25	5	1	0	3	15	39	35	31	106	64	5	45	32	54	76		<b>1202</b>	
		Old	8	17	3	4	10	1	3	9	9	7	1	1	0	0	0	3	5	1	7	14	2	11	7	3	15		<b>141</b>	
	Other	New	186	181	88	42	99	67	81	57	49	54	12	10	10	16	33	55	62	75	121	65	37	73	41	60	98	27	<b>2053</b>	
		Old	22	23	22	3	26	12	16	16	21	10	3	3	3	3	11	4	14	11	25	32	8	19	10	15	22			
Total	Merit	New	2078	1149	759	203	726	188	853	626	335	590	71	62	65	93	257	364	443	423	1089	478	162	409	228	551	635		<b>12837</b>	
		Old	851	520	434	157	502	92	780	749	418	325	42	14	36	21	61	96	168	119	699	264	63	246	178	308	445		<b>7588</b>	
	Other	New	1232	1023	495	230	605	393	428	297	247	414	129	122	111	167	283	406	412	444	591	377	212	403	197	310	497	1558	<b>21244</b>	
		Old	699	837	539	237	591	349	472	417	407	244	100	98	92	108	189	207	339	356	778	525	245	470	296	440	626			
<b>Grand Total</b>			<b>4860</b>	<b>3529</b>	<b>2227</b>	<b>827</b>	<b>2424</b>	<b>1022</b>	<b>2533</b>	<b>2089</b>	<b>1407</b>	<b>1573</b>	<b>342</b>	<b>296</b>	<b>304</b>	<b>389</b>	<b>790</b>	<b>1073</b>	<b>1362</b>	<b>1342</b>	<b>3157</b>	<b>1644</b>	<b>682</b>	<b>1528</b>	<b>899</b>	<b>1609</b>	<b>2203</b>	<b>1558</b>	<b>41669</b>	

**Note:**

- (1) Special & Additional Intakes refers to the students admitted on the basis of Special Categories such as blind and differently abled, excelled in fields other than studies, armed forces, foreign, teachers..... etc. , on the recommendation of the Appeals Committee and Additional Intakes for special subjects in Arts such as Japanies, English, History etc. However, 2019/20 admission data excludes students admitted under Special intake (excelled in fields other than studies) and Teachers intake as those intakes are in progress while including 510 additionally increased number.
- (2) "Other" refers to students admitted under District quota and Underprivileged District quota.
- (3) Admission to Arts Degree programme is purely on merit however, policy ensures the total number of students admitted from a given district to be not less than the total number admitted from that
- (4) Includes all other courses conducted in the Architecture Faculty such as Design, Town & Country Planning, Landscape Architecture and Facilities Management too.
- (5) Includes the Management & Information Technology, Information Technology, Information & Communication Technology, Information Technology and Management, Computation & Management, Business Information Systems, Information Systems, Computer Science and Technology, etc.
- (6) Includes Nursing, Pharmacy, Medical Laboratories Sciences, Radiography, Physiotherapy and Speech & Hearing Sciences.
- (7) Provisional.

Chart - 05

**ETHNIC COMPOSITION OF UNDERGRADUATE ADMISSIONS BY ACADEMIC PROGRAMME:  
Academic Year 2019/2020  
(Universities and HEIs established under the Universities Act.)**

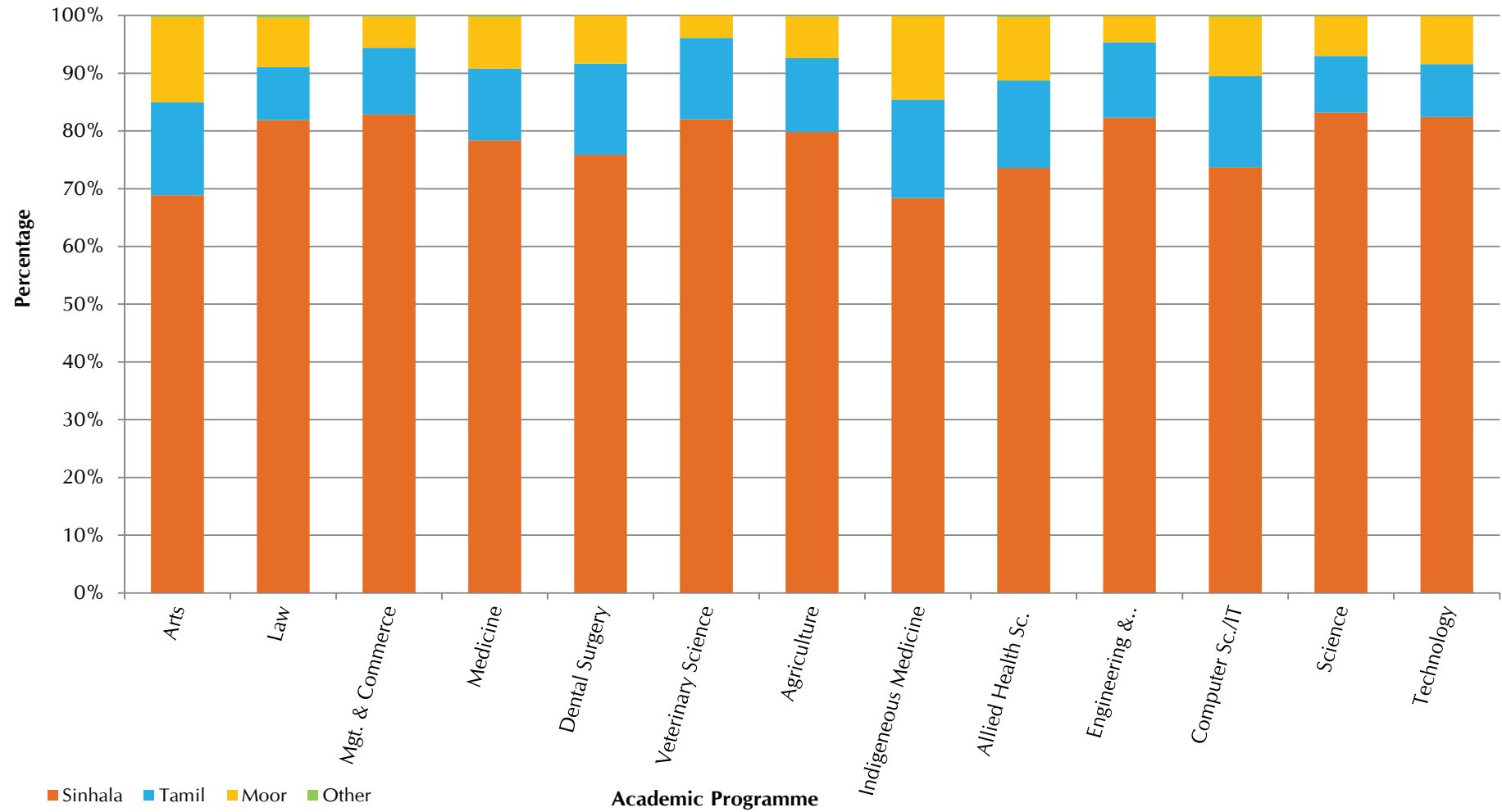


Table 02 - 05

**UNDERGRADUATE ADMISSIONS<sup>(6)</sup> BY ACADEMIC PROGRAMME, HIGHER EDUCATIONAL INSTITUTION AND ETHNICITY : Academic Year 2019/2020**

(Universities and HEIs established under the Universities Act.)

University/HEI	Faculty/Academic Programme	Ethnicity	Arts	Management	Commerce	Law	Science	Medicine	Dental Surgery	Veterinary Medicine	Agriculture	Engineering	Indigenous Medicine	Allied Health Sciences <sup>(1)</sup>	Fashion Design/Transport & Logistic Management	Architecture/Quantity Surveying <sup>(2)</sup>	Computer Science/IT <sup>(3)</sup>	Technology	Total
Colombo <sup>(5)</sup>	Sinhala	1019	613		290	576	166							140				281	3085
	Tamil	10	52		16	47	38							18				27	208
	Moor	28	46		17	28	10							10				21	160
	Other	4	2		1	1								1				1	10
Peradeniya	Sinhala	941	111		59	562	184	91	105	245	395			152			51		2896
	Tamil	115	42		4	40	25	19	18	30	42			51			17		403
	Moor	115	21		7	31	16	10	5	13	16			31			4		269
	Other	1	1							1	2			1					6
Sri Jayewardenepura	Sinhala	1009	1014	127		915	154					142		144			58	405	3968
	Tamil	4	82	7		42	19					27		19			14	31	245
	Moor	5	31	4		29	10					1		19			5	36	140
	Other		2	1		1	1												5
Kelaniya	Sinhala	1621	648	290		706	155							59			203	172	3854
	Tamil	3	24	6		38	4							11			35	10	131
	Moor	17	19	13		30	29							12			9	9	138
	Other	6	3	1		1	1												12
Moratuwa	Sinhala		126				65					754			141	464	302		1852
	Tamil		13				10					132			16	90	51		312
	Moor		7				15					28			7	18	17		92
	Other		1									2				1	2		6
Jaffna <sup>(5)</sup>	Sinhala	2	361	95	53	472	59			98	124			118			125	312	1819
	Tamil	772	336	30	25	176	93			75	51	86		64			60	112	1880
	Moor	168	38	10	18	74	21			33	20	34		41			42	61	560
	Other	2	1		1	1	1			1							1		8
Ruhuna	Sinhala	790	616			775	235			263	449			270			105	285	3788
	Tamil	1	17			53	5			38	38			13				15	180
	Moor	5	18			39	11			25	33			18			6	12	167
	Other	1				3								1				2	7

Table 02 - 05 (Contd.)

**UNDERGRADUATE ADMISSIONS<sup>(6)</sup> BY ACADEMIC PROGRAMME, HIGHER EDUCATIONAL INSTITUTION AND ETHNICITY : Academic  
Year 2019/2020  
(Universities and HEIs established under the Universities Act.)**

University/HEI	Faculty/Academic Programme Ethnicity	Arts	Management	Commerce	Law	Science	Medicine	Dental Surgery	Veterinary Medicine	Agriculture	Engineering	Indigenous Medicine	Allied Health Sciences <sup>(1)</sup>	Fashion Design/ Transport & Logistic Management	Architecture/Quantity Surveying <sup>(2)</sup>	Computer Science/IT <sup>(3)</sup>	Technology	Total
Eastern <sup>(5)</sup>	Sinhala	193	270	143		321	39			100		86	31			80	84	1347
	Tamil	391	106	20		79	28			13		23	12			27	20	719
	Moor	338	17	4		50	18			20		18	5			12	11	493
	Other	3	2			1	2						1			1		10
South Eastern	Sinhala		67	120		234					84					80	145	730
	Tamil	59	17	10		70					10					19	22	207
	Moor	821	82	22		87					16					67	47	1142
	Other	11	1													1		13
Rajarata	Sinhala	564	467			424	182			169						96	281	2183
	Tamil	2	33			36				6						23	38	138
	Moor	2	17			52	18			5						23	25	142
	Other	2	2			2				1								7
Sabaragamuwa	Sinhala	383	470			528	92			249						175	210	2107
	Tamil	11	14			64				15						45	11	160
	Moor	9	13			45	7			11						13	5	103
	Other									1							1	2
Wayamba	Sinhala		563			262	106			410							330	1671
	Tamil		30			3	5			51							7	96
	Moor		28			4	9			48							27	116
	Other		3			1												4
Uva Wellassa	Sinhala		223			144				432						123	294	1216
	Tamil		43			50				87						50	18	248
	Moor		19			18				22						21	27	107
	Other					2				1						1	1	5
Visual and Performing Arts	Sinhala	753																753
	Tamil	2																2
	Moor																	
	Other	2																2

Table 02 - 05 (Contd.)

**UNDERGRADUATE ADMISSIONS<sup>(6)</sup> BY ACADEMIC PROGRAMME, HIGHER EDUCATIONAL INSTITUTION AND ETHNICITY : Academic  
Year 2019/2020  
(Universities and HEIs established under the Universities Act.)**

University/HEI	Faculty/Academic Programme	Ethnicity	Arts	Management	Commerce	Law	Science	Medicine	Dental Surgery	Veterinary Medicine	Agriculture	Engineering	Indigenous Medicine	Allied Health Sciences <sup>(1)</sup>	Fashion Design/ Transport & Logistic Management	Architecture/Quantity Surveying <sup>(2)</sup>	Computer Science/IT <sup>(3)</sup>	Technology	Total
Institute of Indigenous Medicine		Sinhala											229						229
		Tamil											13						13
		Moor											51						51
		Other											1						1
Gampaha Wickramarachi Ayurveda Instititue		Sinhala											174						174
		Tamil																	
		Moor																	
		Other																	1
Swami Vipulananda Institute		Sinhala	1																1
		Tamil	332																332
		Moor	49																49
		Other																	
University of Colombo School of Computing		Sinhala																311	311
		Tamil																24	24
		Moor																18	18
		Other																1	1
Total		Sinhala	7276	5549	775	402	5919	1437	91	105	1966	1948	489	914	141	464	1709	2799	31984
		Tamil	1702	809	73	45	698	227	19	18	315	300	122	188	16	90	365	311	5298
		Moor	1557	356	53	42	487	164	10	5	177	114	103	136	7	18	237	281	3747
		Other	32	18	2	2	13	5			5	4	1	4		1	7	5	99
Grand Total <sup>(4)</sup>			10567	6732	903	491	7117	1833	120	128	2463	2366	715	1242	164	573	2318	3396	41128

**Note**

- (1) Includes Nursing, Pharmacy, Medical Laboratories Sciences, Radiography, Physiotherapy and Speech & Hearing Sciences.
- (2) Includes all other courses conducted in the Architecture Faculty such as Design, Town & Country Planning, Landscape Architecture and Facilities Management too.
- (3) Includes the Management & Information Technology, Information Technology, Information & Communication Technology, Information Technology and Management, Computation & Management, Business Information Systems, Information Systems, Computer Science and Technology, etc.
- (4) Excludes 541 students who admitted under disabled(3) & foreign(28) intakes and additionally increased(510) number.
- (5) Colombo, Jaffna and Eastern Universities include Sri Palee, Vavuniya and Trincomalee Campuses respectively too.
- (6) Provisional.